

# UNUSUAL SHOES

SHOE SCULPTURES MADE UP  
OF RECYCLED AND FOUND  
MATERIALS



# GUIDELINES

1. Your shoe must be built from scratch. You cannot use an actual shoe as part of your sculpture.



# GUIDELINES

2. NO flip flops or slide designs allowed!



# GUIDELINES

3. Shoes must be creative.
  - not totally all cardboard
  - not totally all paper



# STEP I: DECIDE YOUR SHOE STYLE




<p><b>BOAT SHOES</b></p> <p>The quintessential warm weather shoe is a staple for a reason. It perfectly encapsulates laidback summer casual while still looking refined.</p>	<p><b>PENNY LOAFERS</b></p> <p>A slightly dressed-up alternative to the boat shoe, these give off a more refined air that's still perfect for the hotter months.</p>
<p><b>SNEAKERS</b></p> <p>Athletic sneakers offer a sportier vibe, which is incredibly popular right now. New Balance make our favorites.</p>	<p><b>RUNNING SHOES</b></p> <p>No longer only acceptable at the gym, running shoes are making strides into traditional summer casual wear.</p>
<p><b>WINGTIP DRESS SHOES</b></p> <p>Wingtips are summer's answer to a dress shoe. The brogue makes them inherently both more casual and more appropriate.</p>	<p><b>WHITE CANVAS SHOES</b></p> <p>A perennial classic, the white canvas shoe is a summer must-have. Wear one every day, live 'em to hell, and buy a new pair next year.</p>

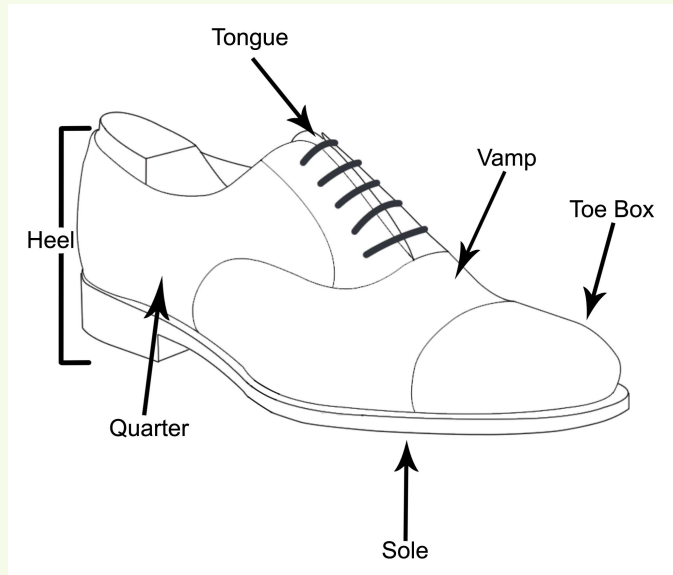


## STEP 2: DECIDE YOUR MATERIALS

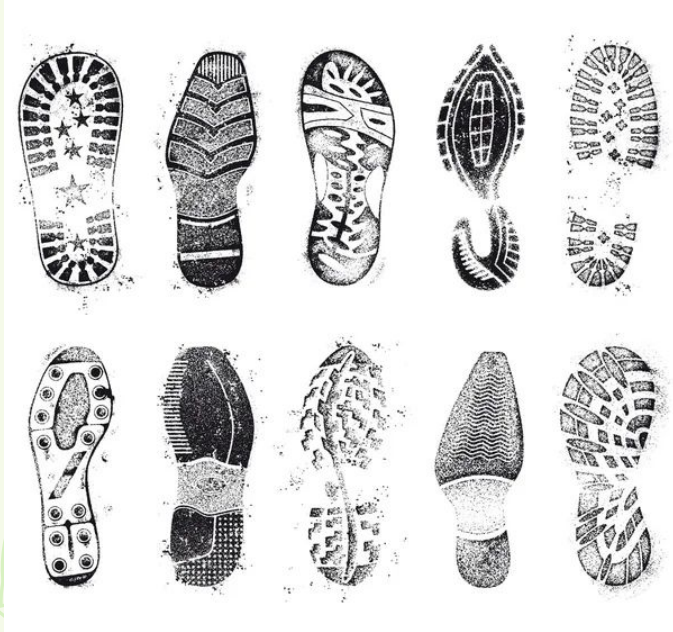


- Recycled Materials (no glass)
  - Old toys
  - Cardboard cereal boxes
  - Old wrappers
  - Coins
  - Nuts and bolts
  - Bottle caps
  - Old receipts
  - Coupons
  - Leaves, branches, nature etc
  - Fast food containers
- 

# STEP 3: SKETCH YOUR IDEAS FOR YOUR DESIGN (MINIMUM 3 SKETCHES) INCLUDING HOW YOU WILL USE THE RECYCLED MATERIALS



# STEP 4: CREATE YOUR SOLE USING CARDBOARD, POSTER BOARD, OR RECYCLED MATERIAL







## STEP 5: SCULPT YOUR SHOE



# STUDENT EXAMPLES:



# STUDENT EXAMPLES:

